







Submit your photo for the ballot paper module

Election agent clicks
here to begin

Submit your photo for the ballot paper


 **By 08 Mar** (Nomination Day), 2pm

 Submit online

 You should **upload a photo to include on the ballot paper**. Your photo is to allow voters to recognise you and should conform to the [specifications](#) .

Otherwise, the space on the ballot paper for your photograph will state "No photo".

Submit photo



Your photo on the ballot paper

Do you want to upload your photo for the ballot paper?

Yes No

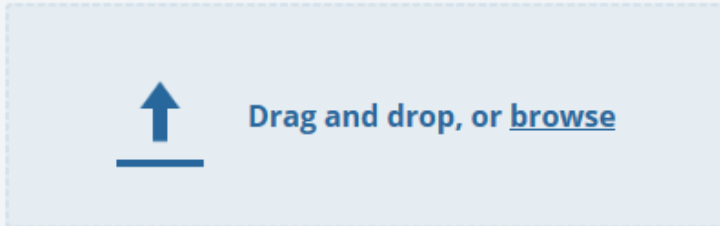


Photo format

400 pixels

514 pixels

- ✓ Allowed file type is .jpg
- ✓ Maximum file size: 2MB

Uploaded file must conform to the file type and size

Next Save as draft Cancel

When [Yes] is chosen

Photo ✓ Review 2 Confirmation 3


Review your application

Candidate name
CHEN SOON WEE

Candidate NRIC
XXXXXXXXXX

Uploaded photo
XXXXXXXXXX-Chen Soon Wee.jpg

I, **Chen Soon Wee (NRIC No. XXXXXXXXXX)**, submit the attached photo to include on the ballot paper.



[Previous](#)

When [No] is chosen

Photo ✓ Review 2 Confirmation 3

Review your application


Candidate name
CHEN SOON WEE

Candidate NRIC
XXXXXXXXXX

Uploaded photo
No photo uploaded

I, **Chen Soon Wee (NRIC No. XXXXXXXXXX)**, do not wish to submit any photo for inclusion in the ballot paper.

I am aware that the designated space on the ballot paper for my photo will state "No photo".



[Previous](#)



Submission successful

Transaction no.	Date of submission
PB-PE190023	16 Apr, 3.54pm

Both candidate and election agent will receive email acknowledgement for this transaction

Next steps:




We will send this to your candidate for review. Your candidate will review and submit.






Once your candidate submits the application for photo for ballot paper, the Elections Department will review it.

[Back to Services](#)

Submit your photo for the ballot paper



 **By 08 Mar** (Nomination Day), 2pm

 Submit online

 You should **upload a photo to include on the ballot paper**. Your photo is to allow voters to recognise you and should conform to the [specifications](#) .

Otherwise, the space on the ballot paper for your photograph will state "No photo".


Submit photo


Transaction no.	Last modified	Status	Actions
PB-PE190023 Submitted 13 Apr 2020, 5.11pm	Ang Ee Ling 16 Apr 2020, 3.54pm	Pending candidate review	 Retract  View



Election agent can view updated status of the transaction here

If needed, election agent may retract the application that is pending candidate's review to make further amendments

Submit your photo for the ballot paper



 **By 08 Mar** (Nomination Day), 2pm

 Submit online

 You should **upload a photo to include on the ballot paper**. Your photo is to allow voters to recognise you and should conform to the [specifications](#) .

Otherwise, the space on the ballot paper for your photograph will state "No photo".

Submit photo

Transaction no.	Last modified	Status	Actions
PB-PE190023 Submitted 13 Apr 2020, 5.11pm	Ang Ee Ling 16 Apr 2020, 3.54pm	Pending your review	 Review  View

Candidate can click
[Review] to begin
reviewing the application

Review your application

Candidate name
CHEN SOON WEE

Candidate NRIC
XXXXXXXXXX

Uploaded photo
XXXXXXXXXX-Chen Soon Wee.jpg

I, **Chen Soon Wee** (NRIC No. XXXXXXXX), submit the attached photo to include on the ballot paper.



Submit

Ask my election agent to make changes ←

No, I want to make changes myself

If needed, candidate can click here to provide comments for election agent to make the changes



Review



Confirmation



Submission successful

Transaction no.	Date of submission
PB-PE190023	16 Apr, 5.17pm

Both candidate and election agent will receive email acknowledgement for this transaction

Next steps:




We will send this to the Elections Department for review.






You will receive an email notification when the Elections Department accepts the application for photo for ballot paper.

[Back to Services](#)

Submit your photo for the ballot paper



 **By 08 Mar** (Nomination Day), 2pm

 Submit online

 You should **upload a photo to include on the ballot paper**. Your photo is to allow voters to recognise you and should conform to the [specifications](#) .

Otherwise, the space on the ballot paper for your photograph will state "No photo".


Submit photo


Transaction no.	Last modified	Status	Actions
PB-PE190023 Submitted 13 Apr 2020, 5.11pm	Chen Soon Wee 16 Apr 2020, 5.17pm	Pending ELD approval	 Retract  View



Candidate can view updated status of the transaction here

If needed, candidate may retract the application that is pending approval to make further amendments

Submit your photo for the ballot paper



 **By 08 Mar** (Nomination Day), 2pm

 Submit online

 You should **upload a photo to include on the ballot paper**. Your photo is to allow voters to recognise you and should conform to the [specifications](#) .

Otherwise, the space on the ballot paper for your photograph will state "No photo".

Submit photo

Transaction no.	Last modified	Status	
PB-PE190023 Submitted 13 Apr 2020, 5.11pm	ELD 16 Apr 2020, 5.25pm	Accepted	<div>Actions </div> <div> View</div>

Further updates to status can be viewed by both candidate and election agent here